

Scaled data based on original data using  
LM-79-08 Approved Method: Electrical and Photometric Measurements of Solid-  
State Lighting Products

Test Report Prepared for  
Cooper Lighting Solutions  
(formerly Eaton)

Brand: McGRAW-EDISON

Report Number: P386310

Luminaire Tested: **GWC-SA2A-722-U-T2-HSS**

Issue Date: 3/3/2020

**Test Information**

Test Method: LM-79-08  
Report Number: P386310  
TEST IS SCALED FROM IESNA LM-79-08 TEST DATA (G2-1903-205-13)  
Test Lab: INNOVATION CENTER  
Issue Date: 3/3/2020  
Manufacturer: COOPER LIGHTING SOLUTIONS (FORMERLY EATON)  
Product Line: MCGRAW-EDISON  
Catalog Number: GWC-SA2A-722-U-T2-HSS  
Description: GALLEON WALL LUMINAIRE  
(2) 70 CRI, 2200K, 615mA LIGHTSQUARES WITH 16 LEDS EACH AND TYPE II OPTICS WITH HOUSE SIDE SHIELD  
Light Source: -  
Ballast/Driver: ELECTRONIC DRIVER

**Summary**

Lumens per Lamp: N/A  
Luminaire Lumens: 5086 lumens  
Efficiency: N/A  
Efficacy: 77.1 lumens/watt  
Luminous Opening: Rectangular (W 1' x L: 0.5' x H: 0')  
IES Classification: Type II - Medium  
BUG Rating: B0 - U0 - G2

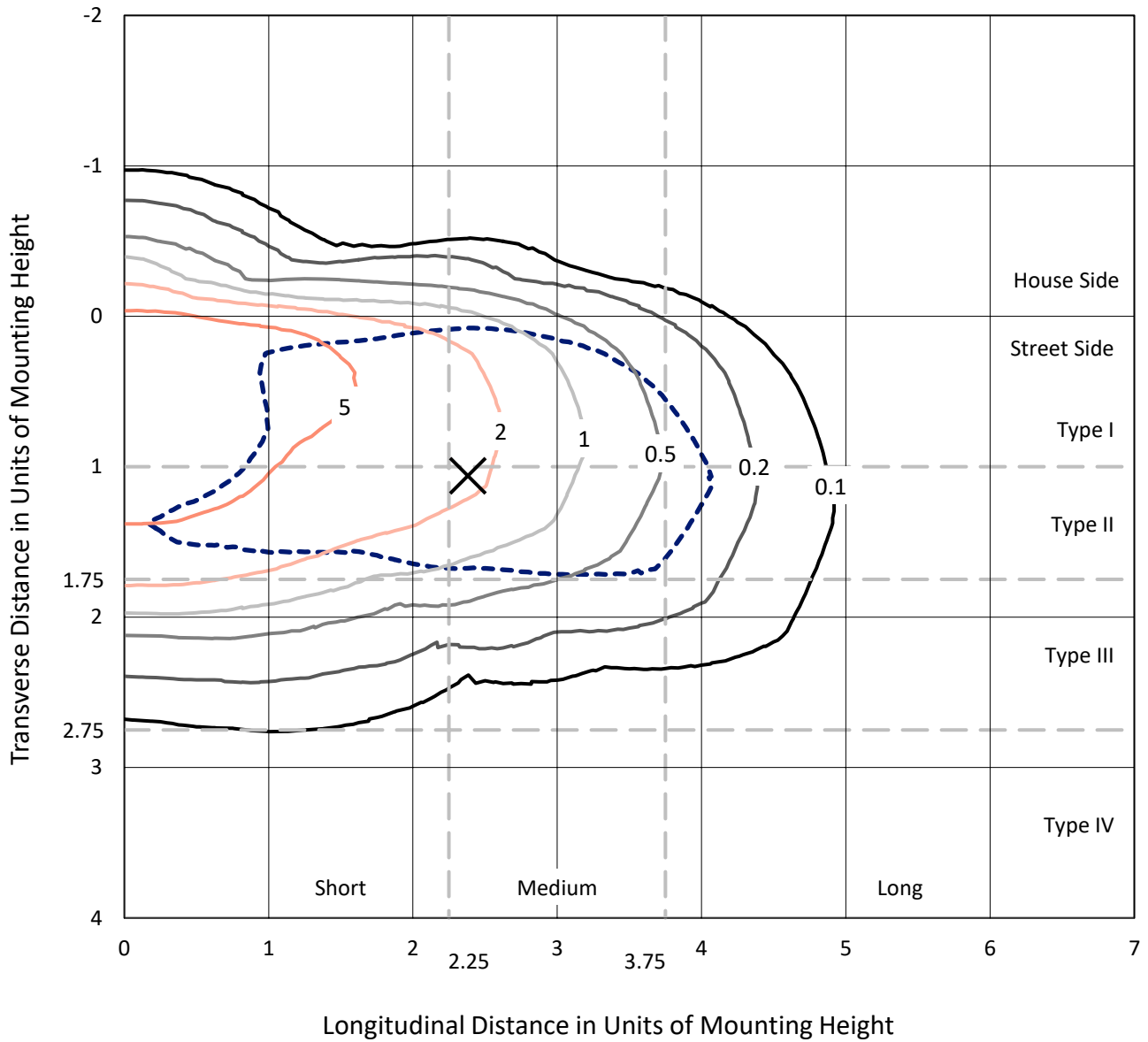
Input Watts (W): 66  
Input Voltage (V): NR  
Input Current (Ain): NR  
Voltage Rise (V): NR  
Power Factor: NR  
Total Harmonic Distortion (THDi): NR  
Frequency (hertz): 60  
Stabilization Time: NR  
Operation Time: NR  
Ambient Temperature (°C): NR  
Test Distance: 24 FT



REPORT NUMBER: P386310  
 CATALOG NUMBER: GWC-SA2A-722-U-T2-HSS

### Iso-Footcandle Lines of Horizontal Illumination

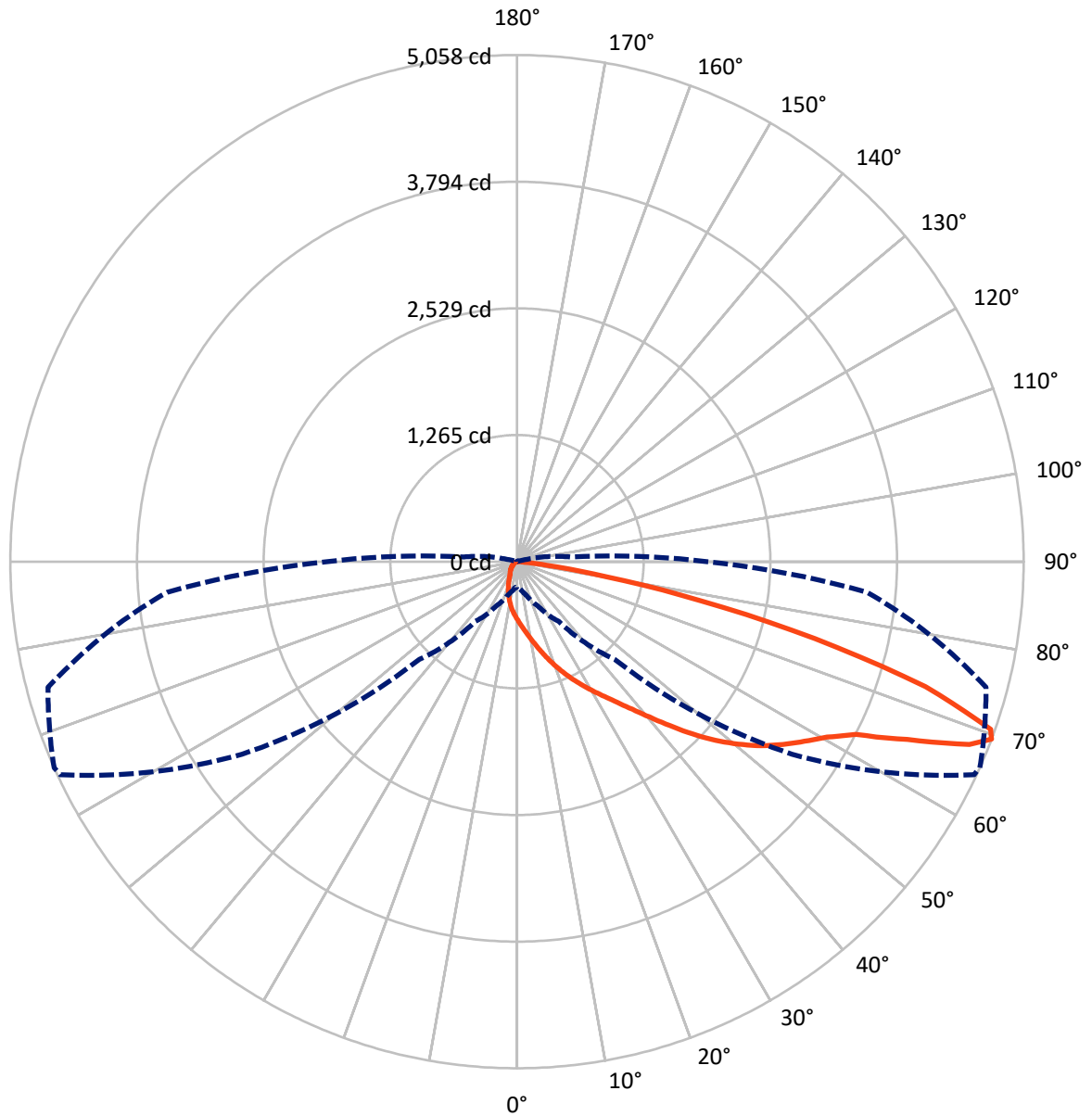
✕ Max cd  
 - - - 1/2 Max cd



Based on 10 foot mounting height. Maximum calculated value = 9.6 fc  
 Type II - Medium - N/A

REPORT NUMBER: P386310  
CATALOG NUMBER: GWC-SA2A-722-U-T2-HSS

### Luminous Intensity Polar Plot



— Vertical Plane Through 66-Deg Lateral    - - - Horizontal Cone Through 69-Deg Vertical

REPORT NUMBER: P386310

CATALOG NUMBER: GWC-SA2A-722-U-T2-HSS

**FLUX DISTRIBUTION:**

		Downward	Upward	Total
<b>House Side</b>	Lumens	305.1	0.0	305.1
	% Fixture	6.0	0.0	6.0
<b>Street Side</b>	Lumens	4780.9	0.0	4780.9
	% Fixture	94.0	0.0	94.0
<b>Total</b>	Lumens	5086.0	0.0	5086.0
	% Fixture	100.0	0.0	100.0

**ZONAL LUMENS:**

Zone	Lumens	% Fixture
0°-10°	55.9	1.1
10°-20°	166.5	3.3
20°-30°	290.0	5.7
30°-40°	508.7	10.0
40°-50°	851.5	16.7
50°-60°	1251.7	24.6
60°-70°	1285.2	25.3
70°-80°	634.5	12.5
80°-90°	41.9	0.8
90°-100°	0.0	0.0
100°-110°	0.0	0.0
110°-120°	0.0	0.0
120°-130°	0.0	0.0
130°-140°	0.0	0.0
140°-150°	0.0	0.0
150°-160°	0.0	0.0
160°-170°	0.0	0.0
170°-180°	0.0	0.0
0°-90°	5086.0	100.0
0°-180°	5086.0	100.0

**Coefficient of Utilization**



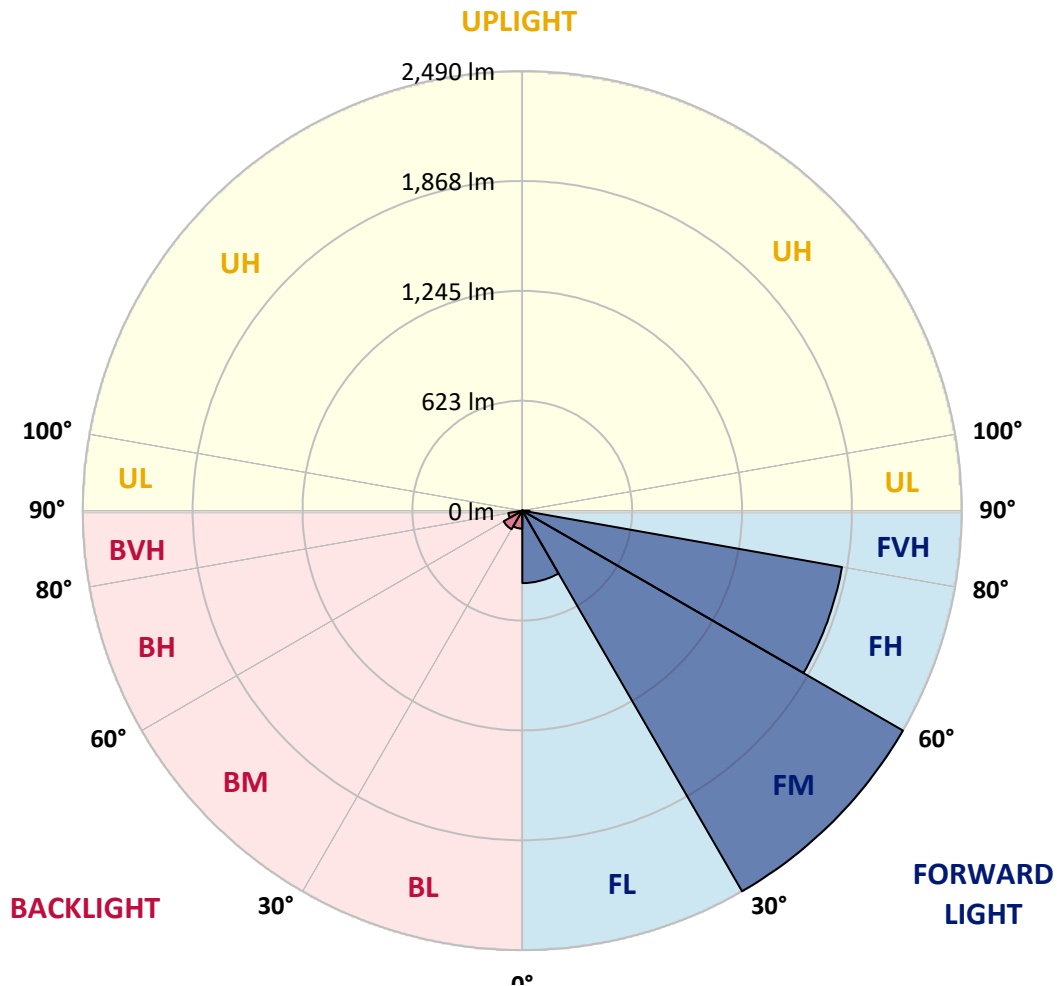
REPORT NUMBER: P386310

CATALOG NUMBER: GWC-SA2A-722-U-T2-HSS

**LUMINAIRE CLASSIFICATION SYSTEM LUMEN TABLE AND BUG RATING:**

Zone	Lumens	% Fixture	Zone Rating/Lumen Limit		
			B	U	G
FL (0°-30°)	410.4	8.1			
FM (30°-60°)	2490.4	49.0			
FH (60°-80°)	1839.2	36.2			G2/5000
FVH (80°-90°)	40.9	0.8			G1/100
BL (0°-30°)	102.0	2.0	B0/110		
BM (30°-60°)	121.6	2.4	B0/220		
BH (60°-80°)	80.4	1.6	B0/110		G0/110
BVH (80°-90°)	1.0	0.0			G0/10
UL (90°-100°)	0.0	0.0		U0/0	
UH (100°-180°)	0.0	0.0		U0/0	

**BUG Rating: B0-U0-G2**  
 Type II Medium





REPORT NUMBER: P386310  
 CATALOG NUMBER: GWC-SA2A-722-U-T2-HSS

**CANDELA DISTRIBUTION (FULL):**

	0°	5°	15°	25°	35°	45°	55°	65°	66°	75°	85°
0°	578.8	578.8	578.8	578.8	578.8	578.8	578.8	578.8	578.8	578.8	578.8
2.5°	681.2	678.3	677.1	671.8	662.6	655.6	642.1	626.4	623.5	608.3	589.7
5°	769.6	767.2	765.5	758.0	748.6	731.0	706.4	677.1	671.6	642.6	605.4
7.5°	831.2	835.6	835.6	830.8	818.9	805.6	775.4	735.6	728.6	684.1	626.4
10°	867.2	872.6	876.7	880.8	879.1	873.8	845.3	800.3	791.9	732.9	650.8
12.5°	870.6	875.9	887.5	904.7	921.4	933.4	915.6	872.1	862.4	789.5	679.8
15°	851.8	857.3	875.2	908.5	948.9	984.2	990.0	951.5	941.6	856.9	716.0
17.5°	818.9	822.5	848.2	894.3	957.6	1022.3	1057.4	1036.8	1027.6	933.9	756.4
20°	794.5	797.2	819.6	869.2	952.3	1046.2	1121.1	1127.4	1117.7	1016.5	800.1
22.5°	836.3	841.1	841.9	865.3	937.8	1058.1	1177.2	1216.5	1209.3	1104.2	843.1
25°	950.6	956.1	937.8	923.3	950.1	1063.4	1225.2	1307.9	1302.1	1198.7	886.3
27.5°	1101.6	1107.4	1083.7	1040.4	1014.6	1083.4	1268.0	1400.6	1400.4	1298.7	932.9
30°	1249.9	1255.7	1231.5	1188.3	1128.9	1140.2	1305.0	1497.7	1499.2	1401.8	982.5
32.5°	1405.5	1412.7	1387.8	1332.3	1270.2	1238.3	1356.9	1595.3	1603.5	1521.4	1038.3
35°	1582.3	1583.3	1548.2	1490.0	1418.5	1369.5	1440.2	1704.8	1724.3	1669.5	1109.1
37.5°	1755.7	1762.7	1734.0	1642.2	1576.5	1520.9	1564.2	1841.5	1869.3	1850.4	1201.6
40°	1884.3	1899.0	1894.9	1795.8	1733.5	1693.9	1718.1	2004.1	2039.3	2061.1	1318.3
42.5°	1964.9	1976.0	1994.9	1935.2	1878.7	1885.2	1899.7	2193.5	2236.9	2301.2	1452.3
45°	2057.5	2062.8	2078.5	2052.1	2014.0	2079.7	2092.5	2406.8	2452.4	2559.4	1601.1
47.5°	2170.5	2183.1	2187.4	2163.3	2145.9	2251.7	2278.3	2600.7	2664.8	2836.0	1758.6
50°	2314.5	2317.9	2325.4	2309.7	2292.3	2399.5	2444.9	2804.4	2862.6	3113.6	1914.0
52.5°	2455.3	2467.4	2493.5	2483.6	2476.6	2525.4	2593.5	2988.0	3053.0	3345.0	2069.1
55°	2495.9	2506.3	2596.4	2658.0	2715.0	2680.5	2735.5	3152.5	3222.8	3551.8	2218.3
57.5°	2333.8	2354.8	2510.9	2671.3	2907.8	2921.6	2930.7	3321.4	3384.4	3710.3	2373.7
60°	1924.1	1928.2	2184.3	2459.4	2875.9	3132.0	3215.8	3502.8	3555.7	3857.9	2559.7
62.5°	1223.8	1265.6	1546.5	1935.0	2538.7	3101.5	3560.5	3777.2	3796.5	4035.0	2826.4
65°	582.9	610.0	812.4	1195.5	1838.8	2711.9	3798.5	4273.6	4282.3	4386.0	3182.7
67.5°	322.7	335.8	432.2	643.5	1075.0	1917.8	3702.3	4861.6	4869.8	4744.4	3495.3
69°	252.4	263.6	339.4	485.1	728.8	1378.4	3350.3	5033.8	5058.2	4847.1	3506.4
70°	214.3	225.1	292.3	409.7	586.1	1065.1	2982.2	4991.1	5016.9	4837.5	3423.5
72.5°	131.2	137.5	194.7	288.4	392.8	535.8	1839.1	4221.0	4264.7	4437.4	2942.3
75°	88.4	91.8	121.8	199.1	280.9	275.9	955.4	2975.2	3069.9	3451.8	2173.2
77.5°	63.3	66.4	81.7	128.8	196.9	182.1	432.7	1849.0	1869.3	2070.3	1185.1
80°	36.0	38.9	57.7	76.6	133.6	121.5	172.0	883.2	893.3	887.8	395.7
82.5°	18.8	21.3	31.6	50.5	85.8	79.5	71.5	295.7	297.1	247.1	86.7
85°	3.6	4.3	15.7	34.5	44.2	34.5	29.2	69.3	70.8	62.6	21.5
87.5°	0.0	0.2	6.3	7.7	8.7	8.9	9.4	13.5	14.5	19.6	5.8
90°	0.0	0.0	0.0	0.0	0.0	0.0	0.0	0.0	0.0	0.0	0.0



REPORT NUMBER: P386310  
 CATALOG NUMBER: GWC-SA2A-722-U-T2-HSS

**CANDELA DISTRIBUTION (continued):**

	90°	95°	105°	115°	125°	135°	145°	155°	165°	175°	180°
0°	578.8	578.8	578.8	578.8	578.8	578.8	578.8	578.8	578.8	578.8	578.8
2.5°	581.5	572.8	556.1	536.8	521.8	507.1	495.5	483.4	479.0	476.9	476.6
5°	587.3	568.9	533.6	497.4	467.7	439.7	419.6	400.5	391.6	387.5	385.8
7.5°	596.9	567.4	510.7	455.4	412.6	377.6	349.8	329.0	318.6	314.3	312.6
10°	608.3	565.5	483.9	410.9	356.3	320.1	292.5	272.0	260.7	255.8	253.4
12.5°	621.6	562.1	452.9	366.0	308.2	272.0	238.7	213.3	200.3	194.7	192.0
15°	638.0	558.8	420.6	323.7	266.0	221.8	185.3	168.1	165.5	164.5	164.8
17.5°	654.2	553.4	385.3	281.9	221.5	173.2	154.6	153.6	154.1	154.1	154.1
20°	668.7	541.4	346.9	246.2	179.2	146.2	142.3	140.6	139.4	138.4	137.2
22.5°	680.0	525.2	309.9	210.6	146.4	133.8	127.8	122.5	118.1	115.2	113.8
25°	687.8	503.7	276.1	176.6	131.7	121.8	110.9	101.9	95.2	91.1	89.4
27.5°	693.5	480.5	245.9	147.8	121.5	107.7	93.5	82.9	75.9	72.2	70.8
30°	697.7	454.2	219.3	130.0	110.2	93.0	77.8	67.4	62.3	60.4	59.4
32.5°	701.5	424.9	194.2	121.5	99.5	79.5	65.2	57.3	54.1	51.7	51.0
35°	711.2	397.9	170.3	112.6	88.7	67.9	56.0	50.2	47.1	45.7	45.2
37.5°	734.1	377.8	147.4	103.4	77.8	58.7	49.0	44.9	42.0	40.6	40.1
40°	771.1	367.7	128.0	93.5	67.2	51.7	44.4	40.6	37.4	35.3	34.8
42.5°	825.4	369.1	114.5	83.6	58.7	46.1	40.1	35.5	32.1	30.2	29.7
45°	891.4	379.7	105.1	73.9	51.7	41.8	35.3	30.4	27.3	25.6	25.1
47.5°	962.9	396.9	97.4	65.2	46.1	37.7	30.4	25.4	22.7	21.3	21.0
50°	1038.3	413.6	89.4	56.8	41.3	33.6	25.6	21.0	18.8	17.6	17.2
52.5°	1114.6	432.9	82.1	49.0	37.2	28.7	21.3	17.2	15.5	14.5	14.0
55°	1196.7	447.4	75.1	43.0	33.1	24.4	17.6	14.3	12.8	11.6	11.4
57.5°	1293.4	469.9	67.9	37.2	28.3	20.3	14.5	11.4	10.1	8.9	8.7
60°	1423.8	496.2	60.2	32.9	23.2	16.7	11.8	9.2	7.7	6.8	6.5
62.5°	1595.8	525.4	50.5	28.7	18.8	13.5	9.4	7.2	5.6	4.3	4.3
65°	1814.0	573.0	41.3	24.2	15.5	11.1	7.2	5.3	3.1	1.9	1.9
67.5°	1941.3	581.2	33.3	19.8	12.6	9.4	6.0	3.6	1.0	0.2	0.0
69°	1900.4	533.6	28.3	16.9	10.9	8.9	5.6	2.7	0.5	0.0	0.0
70°	1823.6	488.0	24.9	15.0	9.9	8.5	5.3	1.9	0.5	0.0	0.0
72.5°	1506.9	347.4	18.8	11.1	7.2	7.5	4.8	1.2	0.5	0.0	0.0
75°	1097.7	211.1	13.5	7.7	4.6	5.6	3.4	0.5	0.2	0.0	0.0
77.5°	610.7	99.5	8.5	4.3	2.9	3.4	1.7	0.0	0.0	0.0	0.0
80°	198.3	27.1	3.9	2.4	1.7	1.9	0.7	0.0	0.0	0.0	0.0
82.5°	36.7	7.7	2.2	1.2	0.5	0.5	0.0	0.0	0.0	0.0	0.0
85°	8.0	3.1	1.2	0.5	0.0	0.0	0.0	0.0	0.0	0.0	0.0
87.5°	2.7	1.0	0.2	0.0	0.0	0.0	0.0	0.0	0.0	0.0	0.0
90°	0.0	0.0	0.0	0.0	0.0	0.0	0.0	0.0	0.0	0.0	0.0



Signify Classified - Internal  
Cooper Lighting Solutions Photometric Lab  
1121 Highway 74 South  
Peachtree City, GA 30269

Scaled Data Report



Report Generated By 670245982

Signify Classified - Internal  
Cooper Lighting Solutions Photometric Lab  
1121 Highway 74 South  
Peachtree City, GA 30269

Scaled Data Report



Signify Classified - Internal  
Cooper Lighting Solutions Photometric Lab  
1121 Highway 74 South  
Peachtree City, GA 30269

Scaled Data Report



Signify Classified - Internal  
Cooper Lighting Solutions Photometric Lab  
1121 Highway 74 South  
Peachtree City, GA 30269

Scaled Data Report





--- HS — SS

Signify Classified - Internal  
Cooper Lighting Solutions Photometric Lab  
1121 Highway 74 South  
Peachtree City, GA 30269

Scaled Data Report



u

Signify Classified - Internal  
Cooper Lighting Solutions Photometric Lab  
1121 Highway 74 South  
Peachtree City, GA 30269

Scaled Data Report



Signify Classified - Internal  
Cooper Lighting Solutions Photometric Lab  
1121 Highway 74 South  
Peachtree City, GA 30269

Scaled Data Report



(END OF REPORT)